

# Commercial generator set Quiet Gasoline™ Series QG 4000



## Cummins Onan

Performance you rely on.™



### Features and benefits

- Ideal for medium-duty commercial mobile applications
- Microprocessor control with diagnostics
- Exceptionally smooth, quiet operation
- Sealed connectors
- Full housing with enclosed muffler
- Lightweight, compact
- Overhead valve engine
- One-year/1000-hour limited warranty

### Weight, size and sound level

**Weight:** 174 lb (83.4 kg)

**Size:** Length 30.5 in (774.7 mm), width 20.6 in (523.2 mm), height 16.4 in (416.6 mm)

**Sound:**

60 Hz, 70 dB(A) at 10 ft (3 m), before installation, full load  
50 Hz, 65 dB(A) at 10 ft (3 m), before installation, full load

### Models and ratings

Model	Fuel	Hz	Watts	Voltage	Amps	PF	Phase	Circuit breaker
<b>4.0KY-FA/26100</b>	Gasoline	60	4000	120	33.3	1.0	1	1-pole, 30 A
<b>3.6KY-FA/26120</b>	LP vapor	60	3600	120	30.0	1.0	1	1-pole, 30 A
<b>4.0KY-FR/65697</b>	Gasoline	60	4000	100 (1,4)	40.0	1.0	1	2-pole, 20 A
<b>4.0KY-FR/11429</b>	Gasoline	60	4000	100 (2,4)	40.0	1.0	1	2-pole, 20 A
<b>4.0KY-FA/11580</b>	Gasoline	60	4000	120	33.3	1.0	1	1-pole, 30 A
<b>3.6KY-FR/11572</b>	Gasoline	50	3600	100	36.0	1.0	1	2-pole, 20 A
<b>3.3KY-FR/26119</b>	LP vapor	50	3300	230 (3,4)	14.3	1.0	1	2-pole, 17 A
<b>3.3KY-FR/4858</b>	LP vapor	50	3300	230 (3,4,5)	14.3	1.0	1	2-pole, 17 A
<b>3.6KY-FR/33742</b>	Gasoline	50	3600	230 (3,4)	15.7	1.0	1	2-pole, 17 A
<b>3.6KY-FR/4856</b>	Gasoline	50	3600	230 (3,4, 5)	15.7	1.0	1	2-pole, 17 A

- (1) Isolated neutral, (2) Grounded neutral, (3) Adjustable 220-240, (4) Reconnectable to 110/220, 115/230 or 120/240. (5) Australia/New Zealand wire color, grounded neutral.

- All 60 Hz models operate at 3600 r/min. All 50 Hz models operate at 3000 r/min.

- Ratings apply up to 500 ft (152.4 m) altitude, 104° F (40° C) ambient\*.

- Maximum power capability decreases 3.5% for each 1000 ft (305 m) above 500 ft and 1% for each 10° F (5.5° C) increase in ambient temperature above 104° F (40° C).

- Ratings are at intermittent power output. Continuous ratings are 90% of intermittent.

\* Ambient is defined as the air temperature measured at the cooling air inlet to the set.

Cummins®, Onan®, the "C" logo, Performance you rely on.™ and Quiet Gasoline™ are servicemarks, trademarks and/or registered trademarks of Cummins Inc.

Specifications subject to change without notice

©2007 Cummins Power Generation. All Rights Reserved.

A-1421c (4/07)

---

## Standard features

- Microprocessor control with digital voltage regulator
- Starter overcrank protection
- Generator set field overload protection
- Over/under frequency and voltage protection
- Loss of AC sense protection
- Mechanical fault, reverse connections and high battery voltage protection
- 4-point vibration isolation system
- Magnetic circuit breaker
- Automatic resetting of DC circuit overcurrent protection for set wiring and remote start wiring
- Integral enclosure cover and stamped steel base
- Stationary exhaust pipe attachment point
- High stability mechanical governor
- Detects starter faults
- Sealed remote start connector
- Automotive-type starter with automatic start disconnect
- Fuel filter
- Electronic magneto ignition
- USDA Forest Service-approved, spark-arresting muffler
- Cross-flow pressure cooling
- Automatic choke
- Electric fuel pump with positive fuel safety shutoff (gasoline)
- 125 in (3.2 m) generator set output leads
- Electric fuel shutoff solenoid (LPG)
- Intake silencer, sound deadening material and baffles reduce sound level
- Start-stop/prime rocker switch on control with LED status indicator light for set diagnostics

### Typical fuel consumption

#### Gasoline, Gal/hr (L/hr)

	No load
<b>4.0 KY</b>	0.29 (1.10)
<b>3.6 KY</b>	0.20 (0.80)

#### LPG, Gal/hr (L/hr)

<b>3.6 KY</b>	0.36 (1.36)
<b>3.3 KY</b>	0.26 (0.98)

## Engine details

**Model:** Cummins Onan E095H

**Design:** 4-cycle, OHV,

**Cylinders:** Single horizontal cylinder

**Bore:** 3.11 in (79 mm)

**Stroke:** 2.44 in (62 mm)

**Displacement:** 18.5 in<sup>3</sup> (304 cm<sup>3</sup>)

**Compression ratio:** 8.5:1

**Oil capacity:** 1.6 qt (1.5 L)

**Power (max):** At 3600 r/min: LPG - 8.6 hp, Gasoline - 9.5 hp; at 3000 r/min: LPG - 7.6 hp, Gasoline - 8.3 hp

**Cooling:** Cross flow air-pressure type

Cooling air volume:

**60 Hz:** 300 ft<sup>3</sup>/min (8.5 m<sup>3</sup>/min) at 3600 r/min

**50 Hz:** 250 ft<sup>3</sup>/min (7.1 m<sup>3</sup>/min) at 3000 r/min

**Fuel system:** Combustion air volume:

**60 Hz:** 19 ft<sup>3</sup>/min (0.5 m<sup>3</sup>/min) at 3600 r/min

**50 Hz:** 16 ft<sup>3</sup>/min (0.45 m<sup>3</sup>/min) at 3000 r/min

**Starting system:** Remote, 12 V, 3-wire negative ground

**Starter:** Automotive type with environmentally protected pinion; automatic start disconnect

**Ignition system:** Electronic magneto type

**Lubrication:** Splash lubrication

**Cylinder crankcase:** Aluminum alloy with iron

cylinder liner cast into the block, aluminum alloy oil base

**Cylinder head:** Aluminum, valves in head, removable

**Electric fuel pump:** Positive fuel shutoff (3 psi), fuel lift 3 ft (914 mm)

**Air cleaner:** Replaceable dry element

**Sidedraft carburetor:** KY (gasoline), patented automatic choke

**Vapor withdrawal system with demand regulator:** KY (LPG)

#### Half load

0.48 (1.80)

0.37 (1.40)

0.57 (2.16)

0.52 (1.97)

#### Full load

0.71 (2.70)

0.58 (2.20)

0.73 (2.76)

0.68 (2.57)

---

## Alternator details

**Design:** Cummins Onan, revolving field, AC, 2-pole self-excited. Permanently aligned to engine by a tapered shaft. Drip-proof construction

**Insulation system:** Class F, per NEMA MG1-1.65 and BS 2757

**Cooling:** Direct drive centrifugal blower; air required; includes engine cooling air volume:

**60-Hz:** 300 ft<sup>3</sup>/min (8.5 m<sup>3</sup>/min)

**50 Hz:** 250 ft<sup>3</sup>/min (7.1 m<sup>3</sup>/min)

Cast aluminum housing for excellent heat transfer

**Rotor:** Laminated electrical steel assembly press fitted to shaft, balanced. Heavy insulated copper wire windings. Amortisseur windings for improved waveform and motor starting

**Stator:** Laminated electrical steel assembly. Heavy insulated copper wire windings

**DC brushes:** Electrographic; long life

**Bearing:** Double-sealed, pre-lubricated ball bearing

**Regulator:** Microprocessor control with digital voltage regulator

---

## Generator set performance

**Voltage regulation:**

**Frequency regulation:**

#### No load - full load

±2.5%

±2.5%

#### Constant load

±1%

±1%

- **Air conditioner starting:** 60 Hz: Gasoline, one 13500 Btu air conditioner with 2000 W base load at 500 ft (152.4 m) and 100° F (38° C).

- **Frequency and voltage regulation:** Exceeds requirements of ANSI/RVIA EGS-1-1998.

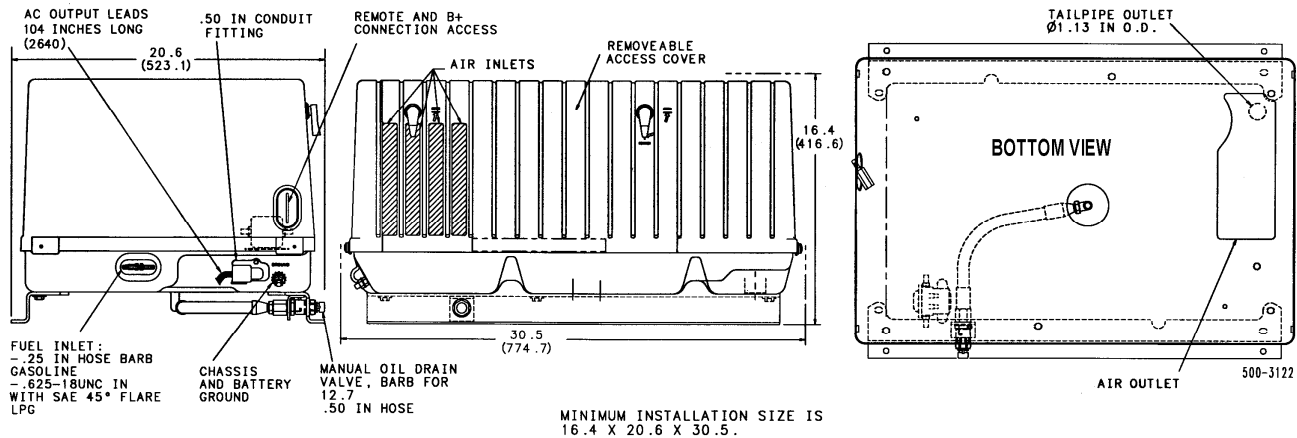
Cummins®, Onan®, the "C" logo, Performance you rely on.™ and Quiet Gasoline™ are servicemarks, trademarks and/or registered trademarks of Cummins Inc.

Specifications subject to change without notice

©2007 Cummins Power Generation. All Rights Reserved.

A-1421c (4/07)

## Basic dimensions



**Note:** This outline drawing is provided for general reference only and is not intended for design or installation. For more information see Operation and Installation manuals or obtain drawing 500-3297 and wiring diagram from your distributor/dealer.

## Options and accessories

- Standard under floor mounting kit (P/N 403-3670) bolts through floor
- Template, (P/N 539-1535-01) to use with the mounting kit (P/N 403-3670), may also be ordered
- Template for compartment mount (P/N 539-1546-01)
- Base adapter under floor mounting kit (P/N 403-3630). Allows unit to be mounted using mounting kit. Can be used with housing kit (P/N 405-4241) or equivalent
- Housing kit for under floor mounting (P/N 405-4241) requires base adapter (P/N 403-3630)
- Remote control panel including start-stop/prime switch with status indicator light (P/N 300-5331)
- Remote control panel including start-stop/prime switch with status indicator light and hour meter (P/N 300-5332)
- Remote control panel including start-stop/prime switch with status indicator light and DC voltmeter (P/N 300-5333)
- Remote control pigtail adapter (P/N 305-0979)
- Remote control plug and wire harness, 10 ft (P/N 338-3489-01), 30 ft (P/N 338-3489-02)
- Exhaust tailpipe kit (P/N 155-2845) tailpipe and special hanger
- Exhaust kit, 1.5 in (P/N 155-2847) 90° elbow
- Exhaust kit adapter (P/N 155-2850) straight tube adapter

---

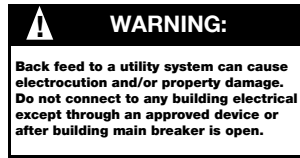
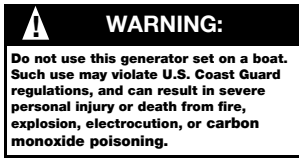
## Standards and testing

- Tested at extremes of temperature -20° F (-29° C) to 120° F (49° C) for starting and operation
- Tested with commercial loads
- Tested in high humidity conditions
- Tested in salt spray conditions
- Tested in heavy air borne dust conditions
- Field test program
- This generator set meets emissions regulations for U.S. EPA PH1 small Engines and 1995-2001 California SI SORE
- This generator set was designed and manufactured in facilities certified to ISO 9001
- CSA Certified for CSA C22.2 std 100 and std 14 (60 Hz - 120 V models only)



## Warranty policy

The Cummins Onan limited warranty covers virtually everything except routine maintenance for the first year that you own your generator set, or the first 1,000 hours of operation, whichever comes first. In addition, it includes a free 90-day adjustment policy, which provides that Cummins Inc. will make minor adjustments to your new generator set during the first three months you own it - free of charge!



## After sale support

### Largest distributor/dealer support network

Cummins Onan generator sets are supported by the largest and best trained worldwide certified distributor/dealer network in the industry. This network of knowledgeable Cummins Onan distributor/dealers will help you select and install the right generator set and accessories to meet the requirements of your specific application. This same network offers a complete selection of commonly used generator set maintenance parts, accessories and products plus manuals and specification sheets. Plus, they can answer your questions regarding proper operation, maintenance schedules and more.

**Manuals:** Operation and installation manuals ship with the generator set. To obtain additional copies or other manuals for this model, see your Cummins Onan distributor/dealer and request the following manual numbers: Operation (981-0155), Installation (981-0321), Parts (981-0246), Service (981-0530).

To easily locate the nearest Cummins Onan distributor/dealer in your area, or for more information, contact us at 1-800-888-6626 (or 763-574-5000), or visit [www.cumminsonan.com](http://www.cumminsonan.com).

---

## Contact your distributor/dealer for more information

# Cummins Onan

### Cummins Power Generation

1400 73rd Ave. NE  
Minneapolis, MN 55432 USA  
Phone 1 763 574 5000  
Toll-free 1 800 888 6626  
Fax 1 763 574 5298  
Email [www.cumminsonan.com/contact](http://www.cumminsonan.com/contact)  
[www.cumminsonan.com](http://www.cumminsonan.com)

